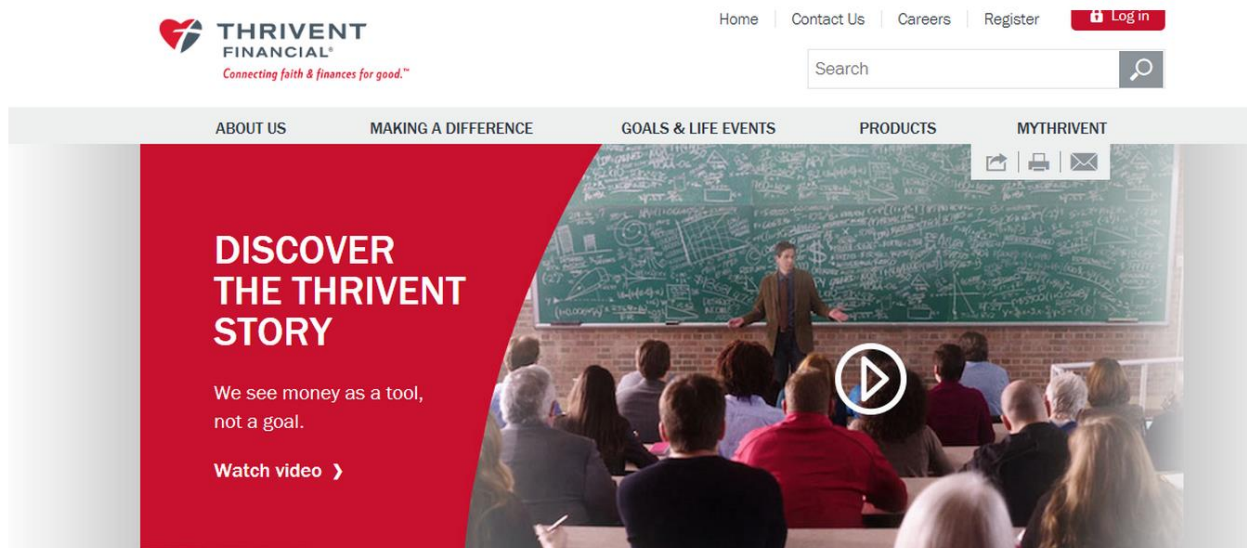


# HOW TO REPORT AN ACTION TEAM THAT HAS TAKEN PLACE

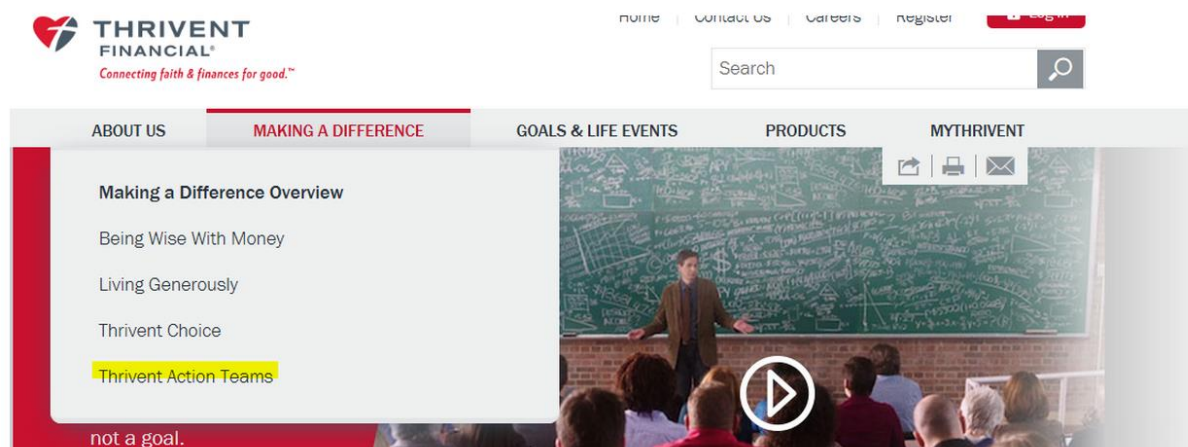
Step 1 – Go to <https://www.thrivent.com/> and sign in or register.



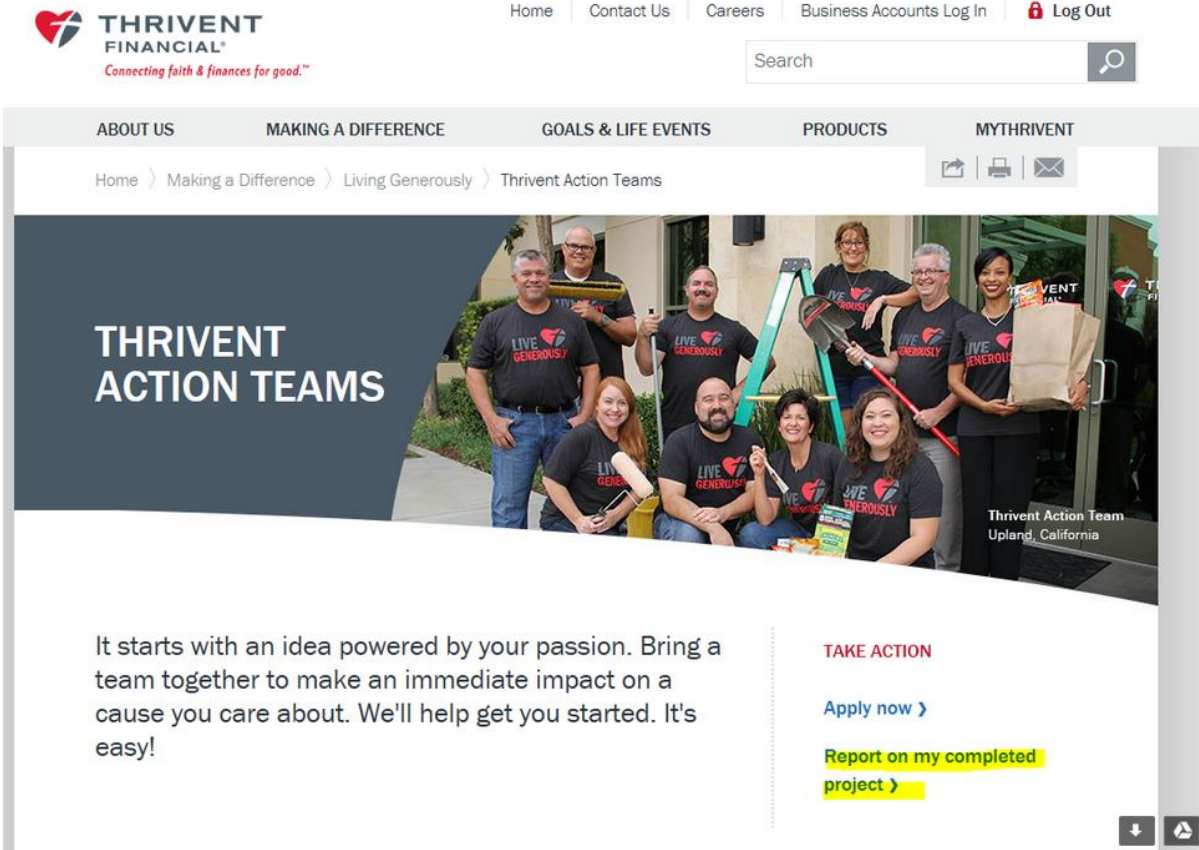
Step 2 – After logging in, Click on the Making a Difference tab



Step 3 - Choose "Thrivent Action Teams"



Step 4 - On the next page, on the right, click on report on my completed project.



The screenshot shows the Thrivent Financial website. The header includes the Thrivent Financial logo with the tagline "Connecting faith & finances for good.™" and navigation links: Home, Contact Us, Careers, Business Accounts Log In, and Log Out. A search bar is located on the right. Below the header is a navigation bar with categories: ABOUT US, MAKING A DIFFERENCE, GOALS & LIFE EVENTS, PRODUCTS, and MYTHRIVENT. The main content area features a large image of a group of people wearing "LIVE GENEROUSLY" t-shirts, with the text "THRIVENT ACTION TEAMS" overlaid. Below the image, a paragraph reads: "It starts with an idea powered by your passion. Bring a team together to make an immediate impact on a cause you care about. We'll help get you started. It's easy!" To the right of this text is a "TAKE ACTION" section with two links: "Apply now >" and "Report on my completed project >". The "Report on my completed project >" link is highlighted in yellow. At the bottom right, there are icons for download and share.

Step 5 – The next page will show you existing projects or projects that you have previously completed.

Please click on the Share Your Story button next to the appropriate project. That link will not appear until after the date you provided for the project has passed.